

1. Name of Listed Entity: Wheels India Limited
2. Scrip Code/Name of Scrip/Class of Security: WHEELS
3. Share Holding Pattern Filed under: 31b
4. Share Holding Pattern as on : 30-Sep-2016
5. **Declaration:** The Listed entity is required to submit the following declaration to the extent of submission of information:-

S. No.	Particulars	Yes/No
1	Whether the Listed Entity has issued any partly paid up shares?	No
2	Whether the Listed Entity has issued any Convertible Securities or Warrants?	No
3	Whether the Listed Entity has any shares against which depository receipts are issued?	No
4	Whether the Listed Entity has any shares in locked-in?	No
5	Whether any shares held by promoters are pledge or otherwise encumbered?	No
6	Whether the Listed Entity has issued any differential Voting Rights?	No




Table I-Summary Statement holding of specified securities

Category (I)	Category of shareholder (II)	Nos. of shares (III)	No. of fully paid up equity shares held (IV)	No. of Depository shares (V)	No. of shares held (VI)	Total nos. shares held (VII) = (IV)+(V)+(VI)	Shareholding (calculated per SC 1957) (VIII)	Number of Voting Rights held in each class of securities (IX)			No. of Shares Underlying Outstanding convertible securities (including Warrants) (X)	Shareholding, as a % assumed of convertible securities as a percentage of diluted share capital (XI) = (VII)+(X)	Number of Locked in shares (XII)		Number of Shares other than encumbrances (XIII)	Number of equity shares in dematerialized form (XIV)				
								No of Voting Rights					Total shares % of (A+B+C)	No. (a)			As a % of total Shares held (b)	No. (a)	As a % of total Shares held (b)	
								Class: X	Class: Y	Total										As a % of (A+B+C2)
A	Promoter & Promoter Group	4	9024209	0	0	9024209	75	9024209	0	9024209	75	0	0	0	9024209					
B	Public	7133	3008070	0	0	3008070	25	3008070	0	3008070	25	0	0	0	2771994					
C	Non Promoter-Non Public	0	0	0	0	0	0	0	0	0	0	0	0	0	0					
C1	Shares underlying DRs	0	0	0	0	0	0	0	0	0	0	0	0	0	0					
C2	Shares held by Employee Trusts	0	0	0	0	0	0	0	0	0	0	0	0	0	0					
	Total	7137	12032279	0	0	12032279	100	12032279	0	12032279	100	0	0	0	11796203					





Table II- Statement showing shareholding pattern of the Promoter and Promoter Group

Category & Name of the Shareholders (I)	PAN (II)	No. of shares held (III)	No. of fully paid up equity shares held (IV)	Nos. of Depository Receipts held (V)	Nos. of underlying shares held (VI)	Total nos. shares held (VII) = (IV)+(V)+(VI)	Shareholding % calculate as per SCRR, 1957 (VIII)	Number of Voting Rights held in each class of securities (IX)			No. of Shares Underlying Outstanding convertible securities (including Warrant) (X)	Shareholding % assuming full conversion of convertible securities (asa percentage of diluted share capital) (XI) = (VII)+(X)asa % of A+B+C2	Number of Locked in shares (XII)		Number of Shares pledged or otherwise encumbered (XIII)		Number of equity shares held in dematerialized form (XIV)	
								Class X	Class Y	Total			No. (a)	Asa % of total Shares held (b)	No. (a)	Asa % of total shares held (b)		
1	Indian	0	0	0	0	0	0	0	0	0	0	0	0	0	0	0	0	0
a	Individuals/Hindu undivided Family	0	0	0	0	0	0	0	0	0	0	0	0	0	0	0	0	0
b	Central Government/ State Government(s)	0	0	0	0	0	0	0	0	0	0	0	0	0	0	0	0	0
c	Financial Institutions/ Banks	0	0	0	0	0	0	0	0	0	0	0	0	0	0	0	0	0
d	Any Other (specify)	3	4905569	0	0	4905569	40.77	4905569	0	4905569	40.77	0	40.77	0	0	0	0	4905569
	Bodies Corporate	3	4905569	0	0	4905569	40.77	4905569	0	4905569	40.77	0	40.77	0	0	0	0	4905569
	T V SUNDARAM IYENGAR AND SONS PRIVATE LIMITED	AABCT0159K	2455514	0	0	2455514	20.41	2455514	0	2455514	20.41	0	20.41	0	0	0	0	2455514
	SUNDARAM FINANCE LIMITED	AAACS4944A	1333741	0	0	1333741	11.08	1333741	0	1333741	11.08	0	11.08	0	0	0	0	1333741
	SOUTHERN ROADWAYS LIMITED	AACCS1478B	1116314	0	0	1116314	9.28	1116314	0	1116314	9.28	0	9.28	0	0	0	0	1116314
	Sub-Total (A)(1)		3	4905569	0	0	4905569	40.77	4905569	0	4905569	40.77	0	40.77	0	0	0	4905569
2	Foreign	0	0	0	0	0	0	0	0	0	0	0	0	0	0	0	0	0
a	Individuals (Non-Resident Individuals/	0	0	0	0	0	0	0	0	0	0	0	0	0	0	0	0	0



	Foreign Individuals)																					
b	Government		0	0	0	0	0	0	0	0	0	0	0	0	0	0	0	0	0	0	0	0
c	Institutions		0	0	0	0	0	0	0	0	0	0	0	0	0	0	0	0	0	0	0	0
d	Foreign Portfolio Investor		0	0	0	0	0	0	0	0	0	0	0	0	0	0	0	0	0	0	0	0
e	Any Other (specify)		1	4118640	0	0	4118640	34.23	4118640	0	4118640	34.23	0	34.23	0	0						4118640
	Bodies Corporate		1	4118640	0	0	4118640	34.23	4118640	0	4118640	34.23	0	34.23	0	0						4118640
	TITAN EUROPE LIMITED	AADCT6525B		4118640	0	0	4118640	34.23	4118640	0	4118640	34.23	0	34.23	0	0						4118640
	Sub-Total (A)(2)		1	4118640	0	0	4118640	34.23	4118640	0	4118640	34.23	0	34.23	0	0						4118640
	Total Shareholding of Promoter and Promoter Group (A)= (A)(1)+(A)(2)		4	9024209	0	0	9024209	75	9024209	0	9024209	75	0	75	0	0						9024209






Table III- Statement showing shareholding pattern of the Public shareholder

	Category & Name of the Shareholders (I)	PAN (II)	Nos. of shares held (III)	No. of fully paid up equity shares held (IV)	Nos. of shares underlying Depository Receipts (V)	Total nos. shares held VII = IV+V+VI	Shareholding % calculated as per SCR R, 1957 As a % of (A+B+C2) VIII	Number of Voting Rights held in each class of securities (IX)			No. of Shares Underlying Outstanding convertible securities (including Warrants) (X)	Total shareholding, as a % assuming full conversion of convertible securities (as a percentage of diluted share capital) (XI)	Number of Locked in shares (XII)		Number of Shares pledged or otherwise encumbered (XIII)		Number of equity shares held in dematerialized form (XIV)	
								No. of Voting Rights					Total as a % of Total Voting Rights	No. (a)	As a % of total Shares held (b)	No. (Not applicable) (a)		As a % of total shares held (Not applicable) (b)
								Class X	Class Y	Total								
1	Institutions		0	0	0	0	0	0	0	0	0	0	0	0	0	0	0	0
a	Mutual Funds/		1	748999	0	748999	6.22	748999	0	748999	6.22	0	0					748999
	Reliance Capital Trustee Co. Ltd- A/C Reliance Tax saver (ELSS) fund	AAATR0090B	0	748999	0	748999	6.22	748999	0	748999	6.22	0	0					748999
b	Venture Capital Funds		0	0	0	0	0	0	0	0	0	0	0	0	0	0	0	0
c	Alternate Investment Funds		0	0	0	0	0	0	0	0	0	0	0	0	0	0	0	0
d	Foreign Venture Capital Investors		0	0	0	0	0	0	0	0	0	0	0	0	0	0	0	0
e	Foreign Portfolio Investors		5	4108	0	4108	.03	4108	0	4108	.03	0	0					4108
f	Financial Institutions/ Banks		2	4711	0	4711	.04	4711	0	4711	.04	0	0					4711
g	Insurance Companies		1	175370	0	175370	1.46	175370	0	175370	1.46	0	0					175370
	General Insurance Corporation Of India	AAACG0615N	0	175370	0	175370	1.46	175370	0	175370	1.46	0	0					175370
h	Provident Funds/ Pension Funds		0	0	0	0	0	0	0	0	0	0	0	0	0	0	0	0
i	Any Other (specify)		0	0	0	0	0	0	0	0	0	0	0					0
	Sub-Total (B)(1)		9	933188	0	933188	7.75	933188	0	933188	7.75	0	0					933188
2	Central Government/ State		0	0	0	0	0	0	0	0	0	0	0					0



	Government(s)/ President of India																			0
	Sub-Total (B)(2)	0	0	0	0	0	0	0	0	0	0	0	0	0	0	0	0	0	0	0
3	Non-institutions	0	0	0	0	0	0	0	0	0	0	0	0	0	0	0	0	0	0	0
a	Individuals -	6884	1213302	0	0	1213302	10.08	1213302	0	1213302	10.08	0	10.08	0	0	0	0	0	0	1016292
i	Individual shareholders holding nominal share capital up to Rs. 2 lakhs.	6884	1213302	0	0	1213302	10.08	1213302	0	1213302	10.08	0	10.08	0	0					1016292
ii	Individual shareholders holding nominal share capital in excess of Rs. 2 lakhs.	0	0	0	0	0	0	0	0	0	0	0	0	0	0					0
b	NBFCs registered with RBI	0	0	0	0	0	0	0	0	0	0	0	0	0	0					0
c	Employee Trusts	0	0	0	0	0	0	0	0	0	0	0	0	0	0					0
d	Overseas Depositories (holding DRs) (balancing figure)	0	0	0	0	0	0	0	0	0	0	0	0	0	0					0
e	Any Other (specify)	240	861580	0	0	861580	7.16	861580	0	861580	7.16	0	7.16	0	0					822514
	Escrow Account	1	4773	0	0	4773	.04	4773	0	4773	.04	0	.04	0	0					4773
	Bodies corporate	189	823620	0	0	823620	6.85	823620	0	823620	6.85	0	6.85	0	0					784554
	Maham Holdings Limited	AAACM2168G	0	190553	0	0	190553	1.58	190553	0	190553	1.58	0	1.58	0	0				190553
	Padmalakshmi Holdings Private Limited	AAACP1633M	0	129645	0	0	129645	1.08	129645	0	129645	1.08	0	1.08	0	0				129645
	Sundharams Private Limited	AAACS4949P	0	158808	0	0	158808	1.32	158808	0	158808	1.32	0	1.32	0	0				122034
	ABI Showatech (INDIA) Limited	AABCA8160B	0	144929	0	0	144929	1.2	144929	0	144929	1.2	0	1.2	0	0				142837
	CLEARING MEMBERS		46	2446	0	0	2446	.02	2446	0	2446	.02	0	.02	0	0				2446
	DIRECTORS AND THEIR RELATIVES		4	30741	0	0	30741	.26	30741	0	30741	.26	0	.26	0	0				
	Sub-Total (B)(3)	7124	2074882	0	0	2074882	17.24	2074882	0	2074882	17.24	0	17.24	0	0					
	Total Public Shareholding	7133	3008070	0	0	3008070	24.99	3008070	0	3008070	24.99	0	24.99	0	0					



(B)= (B)(1)+(B)(2)+(B) (3)																			
----------------------------------	--	--	--	--	--	--	--	--	--	--	--	--	--	--	--	--	--	--	--




Table IV- Statement showing shareholding pattern of the Non Promoter-Non Public shareholder

Category & Name of the Shareholders (I)	PAN (II)	No. of share holder (III)	No. of fully paid up equity shares held (IV)	Partly paid-up equity shares held (V)	Nos. of shares underlying Depository Receipts (VI)	Total no. shares held (VII) = (IV+V+VI)	Shareholding % calculate as per SCRR, 1957 As a % of (A+B+C2) (VIII)	Number of Voting Rights held in each class of securities (IX)			No. of Shares Outstanding convertible securities (including Warrants) (X)	Total shareholding, as assuming full conversion of convertible securities (as a percentage of diluted share capital) (XI)	Number of Locked in shares (XII)		Number of Shares pledged or otherwise encumbered (XIII)		Number of equity shares held in dematerialized form (Not Applicable) (XIV)	
								No. of Voting Rights					Total as a % of Total Voting rights	No.	As a % of total Share held	No. (Not applicable)		As a % of total share held (Not applicable)
								Class X	Class Y	Total								
1	Custodian/DR Holder	0	0	0	0	0	0	0	0	0	0	0	0	0	0	0	0	
2	Employee Benefit Trust (under SEBI (Share based Employee Benefit) Regulations, 2014)	0	0	0	0	0	0	0	0	0	0	0	0	0	0	0	0	0
	Total Non-Promoter-Non Public Shareholding (C) = (C)(1)+(C)(2)	0	0	0	0	0	0	0	0	0	0	0	0	0	0	0	0	0






Table II- Unclaim Details

<b>Details of Shares which remain unclaimed may be given here along with details such as number of shareholders, outstanding shares held in demat/unclaimed suspense account, voting rights which are frozen etc.</b>	
<b>No. of shareholders</b>	<b>No of share held</b>

Table III- Unclaim Details

<b>Details of Shares which remain unclaimed may be given here along with details such as number of shareholders, outstanding shares held in demat/unclaimed suspense account, voting rights which are frozen etc.</b>	
<b>No. of shareholders</b>	<b>No of share held</b>

Table III- Person in Concert

<b>Details of the shareholders acting as persons in Concert including their Shareholding</b>			
<b>Name of shareholder</b>	<b>Name of PAC</b>	<b>No. of share</b>	<b>Holding %</b>

