

1. Name of Listed Entity:Wheels India Limited
2. Scrip Code/Name of Scrip/Class of Security: WHEELS
3. Share Holding Pattern Filed under: 31b
4. Share Holding Pattern as on : 31-Mar-2018
5. **Declaration:** The Listed entity is required to submit the following declaration to the extent of submission of information:-

S. No.	Particulars	Yes/No	
1	Whether the Listed Entity has issued any partly paid up shares?	No	
2	Whether the Listed Entity has issued any Convertible Securities?	No	
3	Whether the Listed Entity has any shares against which depository receipts are issued?	No	
4	Whether the Listed Entity has any shares in locked-in?	No	
5	Whether any shares held by promoters are pledge or otherwise encumbered?	No	
6	Whether the Listed Entity has issued any differential Voting Rights?	No	
7	Whether the Listed Entity has issued any Warrants ?	No	

Table I - Summary Statement holding of specified securities

Category (I)	Category of shareholder (II)	Nos. of shareh olders (III)	No. of fully paid up equity shares (IV)	No. of Partly paid-up equity shares (V)	No. of shares underlying Depository Receipts (VI)	Total nos. shares held (VII) = (IV)+(V)+ (VI)	Shareholding as a % of total no. of shares (calculated as per SCRR, 1957) (VIII)	Number of Voting Rights held in each class of securities (IX)				No. of Shares Underlying Outstanding convertible securities (including Warrants) (X)	Shareholding, as a % assuming full conversion of convertible securities (as a percentage of diluted share capital) (XI) = (VII)+(X) As a % of (A+B+C2)	Number of Locked in shares (XII)		Number of Shares pledged or otherwise encumbered (XIII)		Number of equity shares held in dematerializ ed form (XIV)
								No of Voting Rights										
								Clas s eg: X	Clas s eg: y	Tot al	Total as a % of (A+B+ C)							
A	Promoter &	4	9024209	0	0	902420	75.00	9024	0	902	75.00	0	75.00	0	0.00			9024209

	Promoter Group					9		209		4209								
B	Public	6043	3008070	0	0	3008070	25.00	3008070	0	3008070	25.00	0	25.00	0	0.00			2804486
C	Non Promoter-Non Public	0	0	0	0	0	0.00	0	0	0	0.00	0	0.00	0	0.00	0	0.00	0
C1	Shares underlying DRs	0	0	0	0	0	0.00	0	0	0	0.00	0	0.00	0	0.00			0
C2	Shares held by Employee Trusts	0	0	0	0	0	0.00	0	0	0	0.00	0	0.00	0	0.00			0
	Total	6047	12032279	0	0	12032279	100.00	12032279	0	12032279	100.00	0	100.00	0	0.00			11828695



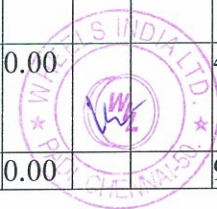


Table II - Statement showing shareholding pattern of the Promoter and Promoter Group

	Category & Name of the Shareholders (I)	PAN (II)	No. of share holder (III)	No. of fully paid up equity shares held (IV)	Partly paid-up equity shares held (V)	Nos. of shares underlying Depository Receipts (VI)	Total nos. shares held (VII = IV+V+VI)	Shareholding % calculate d as per SCRR, 1957 As a % of (A+B+C2) (VIII)	Number of Voting Rights held in each class of securities (IX)				No. of Shares Underlying Outstanding convertible securities (including Warrants) (X)	Shareholding, as a % assuming full conversion of convertible securities (as a percentage of diluted share capital) (XI) = (VII)+(X) as a % of A+B+C2	Number of Locked in shares (XII)		Number of Shares pledged or otherwise encumbered (XIII)		Number of equity shares held in dematerialized form (XIV)
									No of Voting Rights			Total as a % of Total Voting rights			No. (a)	As a % of total Shares held (b)	No. (a)	As a % of total shares held (b)	
									Class X	Class Y	Total								
1	Indian		0	0	0	0	0	0.00	0	0	0	0.00	0	0.00	0	0.00		0	
a	Individuals/Hindu undivided Family		0	0	0	0	0	0.00	0	0	0	0.00	0	0.00	0	0.00		0	
b	Central Government/ State Government(s)		0	0	0	0	0	0.00	0	0	0	0.00	0	0.00	0	0.00		0	
c	Financial Institutions/ Banks		0	0	0	0	0	0.00	0	0	0	0.00	0	0.00	0	0.00		0	
d	Any Other (specify)		3	4905569	0	0	4905569	40.77	4905569	0	4905569	40.77	0	40.77	0	0.00		4905569	
	Bodies Corporate		3	4905569	0	0	4905569	40.77	4905569	0	4905569	40.77	0	40.77	0	0.00		4905569	
	T V SUNDARAM IYENGAR & SONS	AAB CT01 59K	1	2455514	0	0	2455514	20.41	2455514	0	2455514	20.41	0	20.41	0	0.00		2455514	




	PRIVATE LIMITED																	
	SUNDARAM FINANCE HOLDINGS LIMITED	AAA CS31 16J	1	1333741	0	0	1333741	11.08	1333741	0	1333741	11.08	0	11.08	0	0.00		1333741
	SOUTHERN ROADWAYS LIMITED	AAC CS14 78B	1	1116314	0	0	1116314	9.28	1116314	0	1116314	9.28	0	9.28	0	0.00		1116314
	Sub-Total (A)(1)		3	4905569	0	0	4905569	40.77	4905569	0	4905569	40.77	0	40.77	0	0.00		4905569
2	Foreign		0	0	0	0	0	0.00	0	0	0	0.00	0	0.00	0	0.00		0
a	Individuals (Non-Resident Individuals/ Foreign Individuals)		0	0	0	0	0	0.00	0	0	0	0.00	0	0.00	0	0.00		0
b	Government		0	0	0	0	0	0.00	0	0	0	0.00	0	0.00	0	0.00		0
c	Institutions		0	0	0	0	0	0.00	0	0	0	0.00	0	0.00	0	0.00		0
d	Foreign Portfolio Investor		0	0	0	0	0	0.00	0	0	0	0.00	0	0.00	0	0.00		0
e	Any Other (specify)		1	4118640	0	0	4118640	34.23	4118640	0	4118640	34.23	0	34.23	0	0.00		4118640
	Bodies Corporate		1	4118640	0	0	4118640	34.23	4118640	0	4118640	34.23	0	34.23	0	0.00		4118640
	TITAN EUROPE LIMITED	AAD CT65 25B	1	4118640	0	0	4118640	34.23	4118640	0	4118640	34.23	0	34.23	0	0.00		4118640
	Sub-Total (A)(2)		1	4118640	0	0	4118640	34.23	4118640	0	4118640	34.23	0	34.23	0	0.00		4118640
	Total		4	9024209	0	0	9024209	75.00	9024209	0	9024209	75.00	0	75.00	0	0.00		9024209



Shareholding of Promoter and Promoter Group (A)= (A)(1)+(A)(2)			09			9		09		4209								
--	--	--	----	--	--	---	--	----	--	------	--	--	--	--	--	--	--	--

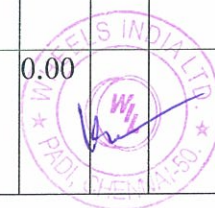
Table III - Statement showing shareholding pattern of the Public shareholder

	Category & Name of the Shareholders (I)	PAN (II)	Nos. of shareholder (III)	No. of fully paid up equity shares held (IV)	Partly paid-up equity shares held (V)	Nos. of shares underlying Depository Receipts (VI)	Total nos. shares held VII = IV+V+VI	Shareholding % calculated as per SCRR, 1957 As a % of (A+B+C2) VIII	Number of Voting Rights held in each class of securities (IX)				No. of Shares Underlying Outstanding convertible securities (including Warrants) (X)	Total shareholding, as a % assuming full conversion of convertible securities (as a percentage of diluted share capital) (XI)	Number of Locked in shares (XII)		Number of Shares pledged or otherwise encumbered (XIII)		Number of equity shares held in dematerialized form (XIV)
									No of Voting Rights			Total as a % of Total Voting rights			No. (a)	As a % of total Shares held (b)	No. (Not applicable) (a)	As a % of total shares held (Not applicable) (b)	
									Class X	Class Y	Total								
1	Institutions		0	0	0	0	0	0.00	0	0	0	0.00	0	0.00	0	0.00	0	0.00	0
a	Mutual Funds/		1	912864	0	0	912864	7.59	912864	0	912864	7.59	0	7.59	0	0.00			912864
	RELIANCE CAPITAL TRUSTEE CO. LTD. - A/C RELIANCE TAX SAVER (ELSS) FUND	AAA TR0090B	1	912864	0	0	912864	7.59	912864	0	912864	7.59	0	7.59	0	0.00			912864
b	Venture Capital Funds		0	0	0	0	0	0.00	0	0	0	0.00	0	0.00	0	0.00			0
c	Alternate Investment Funds		0	0	0	0	0	0.00	0	0	0	0.00	0	0.00	0	0.00			0
d	Foreign Venture Capital		0	0	0	0	0	0.00	0	0	0	0.00	0	0.00	0	0.00			0



	Investors																		
e	Foreign Portfolio Investors		9	5267	0	0	5267	0.04	5267	0	5267	0.04	0	0.04	0	0.00			5267
f	Financial Institutions/ Banks		2	890	0	0	890	0.01	890	0	890	0.01	0	0.01	0	0.00			890
g	Insurance Companies		1	175370	0	0	175370	1.46	175370	0	175370	1.46	0	1.46	0	0.00			175370
	General Insurance Corporation Of India	AAA CG06 15N	1	175370	0	0	175370	1.46	175370	0	175370	1.46	0	1.46	0	0.00			175370
h	Provident Funds/ Pension Funds		0	0	0	0	0	0.00	0	0	0	0.00	0	0.00	0	0.00			0
i	Any Other (specify)		0	0	0	0	0	0.00	0	0	0	0.00	0	0.00	0	0.00			0
	Sub-Total (B)(1)		13	1094391	0	0	1094391	9.10	1094391	0	1094391	9.10	0	9.10	0	0.00			1094391
2	Central Government/ State Government(s)/ President of India		0	0	0	0	0	0.00	0	0	0	0.00	0	0.00	0	0.00			0
	Sub-Total (B)(2)		0	0	0	0	0	0.00	0	0	0	0.00	0	0.00	0	0.00			0
3	Non-institutions		0	0	0	0	0	0.00	0	0	0	0.00	0	0.00	0	0.00	0	0.00	0
a	Individuals -		5637	1010280	0	0	1010280	8.40	1010280	0	1010280	8.40	0	8.40	0	0.00	0	0.00	845194
i	Individual shareholders		5637	1010280	0	0	1010280	8.40	1010280	0	1010280	8.40	0	8.40	0	0.00			845194

	holding nominal share capital up to Rs. 2 lakhs.										0								
ii	Individual shareholders holding nominal share capital in excess of Rs. 2 lakhs.		0	0	0	0	0	0.00	0	0	0	0.00	0	0.00	0	0.00			0
b	NBFCs registered with RBI		0	0	0	0	0	0.00	0	0	0	0.00	0	0.00	0	0.00			0
c	Employee Trusts		0	0	0	0	0	0.00	0	0	0	0.00	0	0.00	0	0.00			0
d	Overseas Depositories (holding DRs) (balancing figure)		0	0	0	0	0	0.00	0	0	0	0.00	0	0.00	0	0.00			0
e	Any Other (specify)		393	90339	0	0	903399	7.51	90339	0	903399	7.51	0	7.51	0	0.00			864901
	Bodies Corporate		108	78725	0	0	787254	6.54	78725	0	787254	6.54	0	6.54	0	0.00			750330
	MAHAM HOLDINGS LIMITED	AAA CM21 68G	1	19055	0	0	190553	1.58	19055	0	190553	1.58	0	1.58	0	0.00			190553
	PADMALAK SHMI HOLDINGS PRIVATE LIMITED	AAA CP16 33M	1	12964	0	0	129645	1.08	12964	0	129645	1.08	0	1.08	0	0.00			129645
	SUNDHARA MS PRIVATE LIMITED	AAA CS49 49P	1	15880	0	0	158808	1.32	15880	0	158808	1.32	0	1.32	0	0.00			122034



ABI SHOWATECH (INDIA) LIMITED	AAB CA81 60B	1	144929	0	0	144929	1.20	144929	0	144929	1.20	0	1.20	0	0.00		144929
Unclaimed or Suspense or Escrow Account		1	957	0	0	957	0.01	957	0	957	0.01	0	0.01	0	0.00		957
Clearing member		31	1887	0	0	1887	0.02	1887	0	1887	0.02	0	0.02	0	0.00		1887
Director or Director's Relatives		4	30741	0	0	30741	0.26	30741	0	30741	0.26	0	0.26	0	0.00		30741
HUF		160	38082	0	0	38082	0.32	38082	0	38082	0.32	0	0.32	0	0.00		38082
IEPF		1	14506	0	0	14506	0.12	14506	0	14506	0.12	0	0.12	0	0.00		14506
Non-Resident Indian (NRI)		88	29972	0	0	29972	0.25	29972	0	29972	0.25	0	0.25	0	0.00		28398
Sub-Total (B)(3)		6030	1913679	0	0	1913679	15.91	1913679	0	1913679	15.91	0	15.91	0	0.00		1710095
Total Public Shareholding (B)= (B)(1)+(B)(2)+(B)(3)		6043	3008070	0	0	3008070	25.01	3008070	0	3008070	25.01	0	25.01	0	0.00		2804486



Table IV - Statement showing shareholding pattern of the Non Promoter- Non Public shareholder

	Category & Name of the Shareholders (I)	PAN (II)	No. of shareh older (III)	No. of fully paid up equity shares held (IV)	Partly paid-up equity shares held (V)	Nos. of shares underlying Depository Receipts (VI)	Total no. shares held (VII = IV+V+VI)	Sharehol ding % calculate d as per SCRR, 1957 As a % of (A+B+C2) (VIII)	Number of Voting Rights held in each class of securities (IX)				No. of Shares Underlying Outstanding convertible securities (including Warrants) (X)	Total shareholdin g , as a % assuming full conversion of convertible securities (as a percentage of diluted share capital) (XI)	Number of Locked in shares (XII)		Number of Shares pledged or otherwise encumbered (XIII)		Number of equity shares held in dematerializ ed form (XIV) (Not Applicable)	
	No of Voting Rights								Total as a % of Total Voting rights	No.	As a % of total Shar es held	No. (No t ap pli ca ble)			As a % of total share s held (Not applic able)					
	Class X															Class Y	Total			

1	Custodian/DR Holder		0	0	0	0	0	0.00	0	0	0	0.00	0	0.00	0	0.00			0
2	Employee Benefit Trust (under SEBI (Share based Employee Benefit) Regulations, 2014)		0	0	0	0	0	0.00	0	0	0	0.00	0	0.00	0	0.00			0
	Total Non-Promoter-Non Public Shareholding (C)= (C)(1)+(C)(2)		0	0	0	0	0	0.00	0	0	0	0.00	0	0.00	0	0.00	0	0.00	0

Table II- Unclaim Details

Details of Shares which remain unclaimed may be given here along with details such as number of shareholders, outstanding shares held in demat/unclaimed suspense account, voting rights which are frozen etc.	
No. of shareholders	No of share held




Table III- Unclaim Details

Details of Shares which remain unclaimed may be given here along with details such as number of shareholders, outstanding shares held in demat/unclaimed suspense account, voting rights which are frozen etc.	
No. of shareholders	No of share held

Table III- Person in Concert

Details of the shareholders acting as persons in Concert including their Shareholding			
Name of shareholder	Name of PAC	No. of share	Holding %

For WHEELS INDIA LIMITED



K.V. LAKSHMI
Company Secretary