


1. Name of Listed Entity:Wheels India Limited
2. Scrip Code/Name of Scrip/Class of Security: WHEELS
3. Share Holding Pattern Filed under: 31b
4. Share Holding Pattern as on : 30-Jun-2019
5. **Declaration:** The Listed entity is required to submit the following declaration to the extent of submission of information:-

S. No.	Particulars	Yes/No	
1	Whether the Listed Entity has issued any partly paid up shares?	No	
2	Whether the Listed Entity has issued any Convertible Securities?	No	
3	Whether the Listed Entity has any shares against which depository receipts are issued?	No	
4	Whether the Listed Entity has any shares in locked-in?	No	
5	Whether any shares held by promoters are pledge or otherwise encumbered?	No	
6	Whether the Listed Entity has issued any differential Voting Rights?	No	
7	Whether the Listed Entity has issued any Warrants ?	No	
8	Whether the listed entity has any significant beneficial owner?	No	

Table I - Summary Statement holding of specified securities

Category (I)	Category of shareholder (II)	Nos. of shareholders (III)	No. of fully paid up equity shares held (IV)	No. of Partly paid-up equity shares held (V)	No. of shares underlying Depository Receipts (VI)	Total nos. shares held (VII) = (IV)+(V)+(VI)	Shareholding as a % of total no. of shares (calculated as per SCRR, 1957) (VIII)	Number of Voting Rights held in each class of securities (IX)			No. of Shares Underlying Outstanding convertible securities (including Warrants) (X)	Shareholding, as a % assuming full conversion of convertible securities ( as a percentage of diluted share capital) (XI) = (VII)+(X)	Number of Locked in shares (XII)		Number of Shares pledged or otherwise encumbered (XIII)		Number of equity shares held in dematerialized form (XIV)
								As a % of (A+B+C2)	No of Voting Rights				Total as a % of (A+B+C)	No. (a)	As a % of total Shares held (b)	No. (a)	
								Class eg: X	Class eg: y	Total							



A	Promoter & Promoter Group	4	18048418	0	0	18048418	75.00	18048418	0	18048418	75.00	0	75.00	0	0.00		18048418
B	Public	8789	6016140	0	0	6016140	25.00	6016140	0	6016140	25.00	0	25.00	0	0.00		5718634
C	Non Promoter-Non Public	0	0	0	0	0	0.00	0	0	0	0.00	0	0.00	0	0.00	0	0
C1	Shares underlying DRs	0	0	0	0	0	0.00	0	0	0	0.00	0	0.00	0	0.00		0
C2	Shares held by Employee Trusts	0	0	0	0	0	0.00	0	0	0	0.00	0	0.00	0	0.00		0
	Total	8793	24064558	0	0	24064558	100.00	24064558	0	24064558	100.00	0	100.00	0	0.00		23767052



Table II - Statement showing shareholding pattern of the Promoter and Promoter Group

Category & Name of the Shareholders (i)	PAN (ii)	No. of shareh older (iii)	No. of fully paid up equity shares held (iv)	Partly paid-up equity shares held (v)	Nos. of shares underlying Depository Receipts (vi)	Total nos. shares held (VII = IV+V+VI)	Shareholding % calculate d as per SCRR, 1957 (VIII)	Number of Voting Rights held in each class of securities (IX)			No. of Shares Outstanding convertible securities (including Warrants) (X)	Shareholdin g, as a % assuming full conversion of convertible securities (as a percentage of diluted share capital) (XI) = (VII)+(X) as a % of A+B+C2	Number of Locked in shares (XII)		Number of Shares pledged or otherwise encumbered (XIII)		Number of equity shares held in dematerializ ed form (XIV)	
								As a % of (A+B+C2) (VIII)	No. of Voting Rights	Total as a % of Total Voting rights			No. (a)	As a % of total Shares held (b)	No. (a)	As a % of total share s held (b)		
								Class X	Class Y	Total								
l	Indian		0	0	0	0	0.00	0	0	0	0.00	0	0.00	0	0.00			0
a	Individuals/Hindu undivided Family		0	0	0	0	0.00	0	0	0	0.00	0	0.00	0	0.00			0
b	Central Government/ State Government(s)		0	0	0	0	0.00	0	0	0	0.00	0	0.00	0	0.00			0
c	Financial Institutions/ Banks		0	0	0	0	0.00	0	0	0	0.00	0	0.00	0	0.00			0
d	Any Other (specify)		3	9811138	0	0	9811138	40.77	9811138	0	9811138	40.77	0	40.77	0	0.00		9811138
	Bodies Corporate		3	9811138	0	0	9811138	40.77	9811138	0	9811138	40.77	0	40.77	0	0.00		9811138
	T V SUNDRAM IYENGAR & SONS	AAB CT01 59K	1	49111028	0	0	49111028	20.41	49111028	0	49111028	20.41	0	20.41	0	0.00		4911028




	PRIVATE LIMITED																	
	SUNDARAM FINANCE HOLDINGS LIMITED	AAA CS31 16J	1	2667482	0	0	2667482	11.08	2667482	0	2667482	11.08	0	11.08	0	0.00		2667482
	SOUTHERN ROADWAYS LIMITED	AAC CS14 78B	1	2232628	0	0	2232628	9.28	2232628	0	2232628	9.28	0	9.28	0	0.00		2232628
	Sub-Total (A)(1)		3	9811138	0	0	9811138	40.77	9811138	0	9811138	40.77	0	40.77	0	0.00		9811138
2	Foreign		0	0	0	0	0	0.00	0	0	0	0.00	0	0.00	0	0.00		0
a	Individuals (Non-Resident Individuals/ Foreign Individuals)		0	0	0	0	0	0.00	0	0	0	0.00	0	0.00	0	0.00		0
b	Government		0	0	0	0	0	0.00	0	0	0	0.00	0	0.00	0	0.00		0
c	Institutions		0	0	0	0	0	0.00	0	0	0	0.00	0	0.00	0	0.00		0
d	Foreign Portfolio Investor		0	0	0	0	0	0.00	0	0	0	0.00	0	0.00	0	0.00		0
e	Any Other (specify)		1	8237280	0	0	8237280	34.23	8237280	0	8237280	34.23	0	34.23	0	0.00		8237280
	Bodies Corporate		1	8237280	0	0	8237280	34.23	8237280	0	8237280	34.23	0	34.23	0	0.00		8237280
	TITAN EUROPE LIMITED	AAD CT65 25B	1	8237280	0	0	8237280	34.23	8237280	0	8237280	34.23	0	34.23	0	0.00		8237280
	Sub-Total (A)(2)		1	8237280	0	0	8237280	34.23	8237280	0	8237280	34.23	0	34.23	0	0.00		8237280
	Total		4	180480	0	0	180480	75.00	180480	0	180480	75.00	0	75.00	0	0.00		180480




Shareholding of Promoter and Promoter Group (A)= (A)(1)+(A)(2)			418			18		418		48418								
----------------------------------------------------------------	--	--	-----	--	--	----	--	-----	--	-------	--	--	--	--	--	--	--	--

Table III - Statement showing shareholding pattern of the Public shareholder

	Category & Name of the Shareholders (I)	PAN (II)	Nos. of share holder (III)	No. of fully paid up equity shares held (IV)	Partly paid-up equity shares held (V)	Nos. of shares underlying Depository Receipts (VI)	Total nos. shares held VII = IV+V+VI	Shareholding % calculated as per SCRR, 1957 As a % of (A+B+C2) VIII	Number of Voting Rights held in each class of securities (IX)			No. of Shares Underlying Outstanding convertible securities (including Warrants) (X)	Total shareholding, as a % assuming full conversion of convertible securities (as a percentage of diluted share capital) (XI)	Number of Locked in shares (XII)		Number of Shares pledged or otherwise encumbered (XIII)		Number of equity shares held in dematerialized form (XIV)	
									No of Voting Rights					Total as a % of Total Voting rights	No. (a)	As a % of total Shares held (b)	No. (Not applicable) (a)		As a % of total shares held (Not applicable) (b)
									Class X	Class Y	Total								
l	Institutions		0	0	0	0	0	0.00	0	0	0	0.00	0	0.00	0	0.00	0	0	
a	Mutual Funds/		1	1807265	0	0	1807265	7.51	1807265	0	1807265	7.51	0	0.00				1807265	
	RELIANCE CAPITAL TRUSTEE CO. LTD. - A/C RELIANCE TAX SAVER (ELSS) FUND	AAA TR0090B	1	1807265	0	0	1807265	7.51	1807265	0	1807265	7.51	0	0.00				1807265	
b	Venture Capital Funds		0	0	0	0	0	0.00	0	0	0	0.00	0	0.00				0	
c	Alternate Investment Funds		0	0	0	0	0	0.00	0	0	0	0.00	0	0.00				0	
d	Foreign Venture		0	0	0	0	0	0.00	0	0	0	0.00	0	0.00				0	



	Capital Investors																		
e	Foreign Portfolio Investors		8	15117	0	0	15117	0.06	15117	0	15117	0.06	0	0.06	0	0.00			15117
f	Financial Institutions/ Banks		2	1394	0	0	1394	0.01	1394	0	1394	0.01	0	0.01	0	0.00			1394
g	Insurance Companies		1	35074	0	0	35074	1.46	35074	0	35074	1.46	0	1.46	0	0.00			35074
	General Insurance Corporation Of India	AAA CG06 15N	1	35074	0	0	35074	1.46	35074	0	35074	1.46	0	1.46	0	0.00			35074
h	Provident Funds/ Pension Funds		0	0	0	0	0	0.00	0	0	0	0.00	0	0.00	0	0.00			0
i	Any Other (specify)		0	0	0	0	0	0.00	0	0	0	0.00	0	0.00	0	0.00			0
	Sub-Total (B)(1)		12	21745	0	0	21745	9.04	21745	0	21745	9.04	0	9.04	0	0.00			21745
2	Central Government/ State Government(s) / President of India		0	0	0	0	0	0.00	0	0	0	0.00	0	0.00	0	0.00			0
	Sub-Total (B)(2)		0	0	0	0	0	0.00	0	0	0	0.00	0	0.00	0	0.00			0
3	Non-institutions		0	0	0	0	0	0.00	0	0	0	0.00	0	0.00	0	0.00	0	0.00	0
a	Individuals -		8232	20251	0	0	20251	8.41	20251	0	20251	8.41	0	8.41	0	0.00	0	0.00	180215
i	Individual		8229	19545	0	0	19545	8.12	19545	0	19545	8.12	0	8.12	0	0.00			175365



	shareholders holding nominal share capital up to Rs. 2 lakhs.			58			8		58		4558							
ii	Individual shareholders holding nominal share capital in excess of Rs. 2 lakhs.		3	706070	0	0	70607	0.29	706070	0	70607	0.29	0	0.29	0	0.00		48507
b	NBFCs registered with RBI		0	0	0	0	0	0.00	0	0	0	0.00	0	0.00	0	0.00		0
c	Employee Trusts		0	0	0	0	0	0.00	0	0	0	0.00	0	0.00	0	0.00		0
d	Overseas Depositories (holding DRs) (balancing figure)		0	0	0	0	0	0.00	0	0	0	0.00	0	0.00	0	0.00		0
e	Any Other (specify)		545	1816459	0	0	1816459	7.55	1816459	0	1816459	7.55	0	7.55	0	0.00		1741961
	Bodies Corporate		151	1563435	0	0	1563435	6.50	1563435	0	1563435	6.50	0	6.50	0	0.00		1489837
	MAHAM HOLDINGS LIMITED	AAA CM21 68G	1	381106	0	0	381106	1.58	381106	0	381106	1.58	0	1.58	0	0.00		381106
	PADMALAK SHMI HOLDINGS PRIVATE LIMITED	AAA CP16 33M	1	259290	0	0	259290	1.08	259290	0	259290	1.08	0	1.08	0	0.00		259290
	SUNDHARA	AAA	1	317610	0	0	317616	1.32	317610	0	317616	1.32	0	1.32	0	0.00		244068



MS PRIVATE LIMITED	CS49 49P		6					6		616								
ABI SHOWATECH (INDIA) LIMITED	AAB CA81 60B	1	289858	0	0	289858	1.20	289858	0	289858	1.20	0	1.20	0	0.00			289858
Unclaimed or Suspense or Escrow Account		1	1914	0	0	1914	0.01	1914	0	1914	0.01	0	0.01	0	0.00			1914
Clearing member		29	1722	0	0	1722	0.01	1722	0	1722	0.01	0	0.01	0	0.00			1722
Director or Director's Relatives		4	61482	0	0	61482	0.26	61482	0	61482	0.26	0	0.26	0	0.00			61482
HUF		213	76888	0	0	76888	0.32	76888	0	76888	0.32	0	0.32	0	0.00			76888
IEPF		1	29896	0	0	29896	0.12	29896	0	29896	0.12	0	0.12	0	0.00			29896
Non-Resident Indian (NRI)		146	81122	0	0	81122	0.34	81122	0	81122	0.34	0	0.34	0	0.00			81122
Sub-Total (B)(3)		8777	3841624	0	0	3841624	15.96	3841624	0	3841624	15.96	0	15.96	0	0.00			3544118
Total Public Shareholding (B)= (B)(1)+(B)(2)+(B)(3)		8789	6016140	0	0	6016140	25.00	6016140	0	6016140	25.00	0	25.00	0	0.00			5718634






Table IV - Statement showing shareholding pattern of the Non Promoter- Non Public shareholder

Category & Name of the Shareholders (I)	PAN (II)	No. of shareholdes (III)	No. of fully paid up equity shares held (IV)	Partly paid-up equity shares held (V)	Nos. of shares underlying Depository Receipts (VI)	Total no. shares held (VII = IV+V+VI)	Shareholding % calculate as per SCRR, 1957 As a % of (A+B+C2) (VIII)	Number of Voting Rights held in each class of securities (IX)			No. of Shares Outstanding convertible securities (including Warrants) (X)	Total shareholding, as a % assuming full conversion of convertible securities (as a percentage of diluted share capital) (XI)	Number of Locked in shares (XII)		Number of Shares pledged or otherwise encumbered (XIII)		Number of equity shares held in dematerialized form (XIV) (Not Applicable)	
								No of Voting Rights					Total as a % of Total Voting rights	No.	As a % of total Shares held	No. (Not applicable)		As a % of total shares held (Not applicable)
								Class X	Class Y	Total								
1	Custodian/DR Holder	0	0	0	0	0	0.00	0	0	0	0.00	0	0.00	0	0.00	0	0	
2	Employee Benefit Trust (under SEBI (Share based Employee Benefit) Regulations, 2014)	0	0	0	0	0	0.00	0	0	0	0.00	0	0.00	0	0.00	0	0	
	Total Non-Promoter-Non Public Shareholding (C)= (C)(1)+(C)(2)	0	0	0	0	0	0.00	0	0	0	0.00	0	0.00	0	0.00	0	0	

Table V - Statement showing shareholding pattern of the Significant Beneficiary Owner (SBO)

Name	PAN	Passport No. in case of a foreign national	Nationality	Details of holding/ exercise of right of the SBO in the reporting company, whether direct or indirect*					Date of creation / acquisition of significant beneficial interest
				Shares	Voting rights	Rights on distributable dividend or any other distribution	Exercise of control	Exercise of significant influence	




Table II- Unclaim Details

<b>Details of Shares which remain unclaimed may be given here along with details such as number of shareholders, outstanding shares held in demat/unclaimed suspense account, voting rights which are frozen etc.</b>	
<b>No. of shareholders</b>	<b>No of share held</b>

Table III- Unclaim Details

<b>Details of Shares which remain unclaimed may be given here along with details such as number of shareholders, outstanding shares held in demat/unclaimed suspense account, voting rights which are frozen etc.</b>	
<b>No. of shareholders</b>	<b>No of share held</b>

Table III- Person in Concert

<b>Details of the shareholders acting as persons in Concert including their Shareholding</b>			
<b>Name of shareholder</b>	<b>Name of PAC</b>	<b>No. of share</b>	<b>Holding %</b>

For WHEELS INDIA LIMITED

*K.V. Lakshmi*  
 K.V. LAKSHMI  
 Company Secretary