

1. Name of Listed Entity:Wheels India Limited
2. Scrip Code/Name of Scrip/Class of Security: WHEELS
3. Share Holding Pattern Filed under: 31b
4. Share Holding Pattern as on : 31-Dec-2019
5. **Declaration:** The Listed entity is required to submit the following declaration to the extent of submission of information:-

S. No.	Particulars	Yes/No	
1	Whether the Listed Entity has issued any partly paid up shares?	No	
2	Whether the Listed Entity has issued any Convertible Securities?	No	
3	Whether the Listed Entity has any shares against which depository receipts are issued?	No	
4	Whether the Listed Entity has any shares in locked-in?	No	
5	Whether any shares held by promoters are pledge or otherwise encumbered?	No	
6	Whether the Listed Entity has issued any differential Voting Rights?	No	
7	Whether the Listed Entity has issued any Warrants ?	No	
8	Whether the listed entity has any significant beneficial owner?	No	




Table I - Summary Statement holding of specified securities

Category (I)	Category of shareholder (II)	Nos. of shareholders (III)	No. of fully paid up equity shares	No. of Partly paid-up equity shares	No. of shares underlying Depository Receipts	Total nos. shares held (VII) = (IV)+(V)+(VI)	Shareholding as a % of total no. of shares (calculated as per SCRR, 1957) (VIII)	Number of Voting Rights held in each class of securities (IX)				No. of Shares Underlying Outstanding convertible securities (including Warrants) (X)	Shareholding, as a % assuming full conversion of convertible securities ( as a percentage of diluted share capital) (XI) = (VII)+(X)	Number of Locked in shares (XII)		Number of Shares pledged or otherwise encumbered (XIII)		Number of equity shares held in dematerialized form (XIV)	
			(IV)	(V)	(VI)	(VII)	As a % of (A+B+C2)	No of Voting Rights			Total as a % of (A+B+C)			No. (a)	As a % of total Shares held (b)	No. (a)	As a % of total Shares held (b)		
									Class eg: X	Class eg:y									Total
A	Promoter & Promoter Group	4	15225664	0	0	15225664	63.27	15225664	0	15225664	63.27	0	0					15225664	
B	Public	10231	8838894	0	0	8838894	36.73	8838894	0	8838894	36.73	0	0					8625601	
C	Non Promoter-Non Public	0	0	0	0	0	0	0	0	0	0	0	0	0	0	0	0	0	
C1	Shares underlying DRs	0	0	0	0	0	0	0	0	0	0	0	0					0	
C2	Shares held by Employee Trusts	0	0	0	0	0	0	0	0	0	0	0	0					0	
	Total	10235	24064558	0	0	24064558	100	24064558	0	24064558	100	0	0					23851265	




Table II - Statement showing shareholding pattern of the Promoter and Promoter Group

Category & Name of the Shareholders (I)	PAN (II)	No. of share holder (III)	No. of fully paid up equity shares held (IV)	Partly paid-up equity shares held (V)	Nos. of shares underlying Depository Receipts (VI)	Total nos. shares held (VII = IV+V+VI)	Shareholding % calculate d as per SCRR, 1957 (VIII)	Number of Voting Rights held in each class of securities (IX)			No. of Shares Underlying Outstanding convertible securities (including Warrants) (X)	Shareholding, as a % assuming full conversion of convertible securities (as a percentage of diluted share capital) (XI) = (VII)+(X) as a % of A+B+C2	Number of Locked in shares (XII)		Number of Shares pledged or otherwise encumbered (XIII)		Number of equity shares held in dematerialized form (XIV)	
								As a % of (A+B+C2) (VIII)	No of Voting Rights	Total as a % of Total Voting rights			No. (a)	As a % of total Shares held (b)	No. (a)	As a % of total shares held (b)		
								Class X	Class Y	Total								
l	Indian		0	0	0	0	0	0	0	0	0	0	0	0	0			0
a	Individuals/Hindu undivided Family		0	0	0	0	0	0	0	0	0	0	0	0	0			0
b	Central Government/ State Government(s)		0	0	0	0	0	0	0	0	0	0	0	0	0			0
c	Financial Institutions/ Banks		0	0	0	0	0	0	0	0	0	0	0	0	0			0
d	Any Other (specify)		3	10412752	0	0	10412752	43.27	10412752	0	10412752	43.27	0	43.27	0	0		10412752
	Bodies Corporate		3	10412752	0	0	10412752	43.27	10412752	0	10412752	43.27	0	43.27	0	0		10412752
	T V SUNDARAM IYENGAR & SONS PRIVATE LIMITED	AAB CT01 59K	1	4911028	0	0	4911028	20.41	4911028	0	4911028	20.41	0	20.41	0	0		4911028



	SUNDARAM FINANCE HOLDINGS LIMITED	AAA CS31 16J	1	32690 96	0	0	326909 6	13.58	32690 96	0	326 909 6	13.58	0	13.58	0	0		3269096
	SOUTHERN ROADWAYS LIMITED	AAC CS14 78B	1	22326 28	0	0	223262 8	9.28	22326 28	0	223 262 8	9.28	0	9.28	0	0		2232628
	Sub-Total (A)(1)		3	10412 752	0	0	104127 52	43.27	10412 752	0	104 127 52	43.27	0	43.27	0	0		10412752
2	Foreign		0	0	0	0	0	0	0	0	0	0	0	0	0	0		0
a	Individuals (Non- Resident Individuals/ Foreign Individuals)		0	0	0	0	0	0	0	0	0	0	0	0	0	0		0
b	Government		0	0	0	0	0	0	0	0	0	0	0	0	0	0		0
c	Institutions		0	0	0	0	0	0	0	0	0	0	0	0	0	0		0
d	Foreign Portfolio Investor		0	0	0	0	0	0	0	0	0	0	0	0	0	0		0
e	Any Other (specify)		1	48129 12	0	0	481291 2	20	48129 12	0	481 291 2	20	0	20	0	0		4812912
	Bodies Corporate		1	48129 12	0	0	481291 2	20	48129 12	0	481 291 2	20	0	20	0	0		4812912
	TITAN EUROPE LIMITED*	AAD CT65 25B	1	48129 12	0	0	481291 2	20	48129 12	0	481 291 2	20	0	20	0	0		4812912
	Sub-Total (A)(2)		1	48129 12	0	0	481291 2	20	48129 12	0	481 291 2	20	0	20	0	0		4812912
	Total Shareholding of Promoter		4	15225 664	0	0	152256 64	63.27	15225 664	0	152 256 64	63.27	0	63.27	0	0		15225664



and Promoter Group (A)= (A)(1)+(A)(2)																			
---------------------------------------	--	--	--	--	--	--	--	--	--	--	--	--	--	--	--	--	--	--	--

\*Titan Europe Limited holds 5729504 shares consisting 23.81% of the paid-up share capital, ICICI Securities Limited holds 916592 shares consisting 3.81% on behalf of Titan Europe Limited. This is appearing under Table III, under the heading (3) Non-Institutions and sub- heading (e) Any other/Body Corporate.

Table III - Statement showing shareholding pattern of the Public shareholder


	Category & Name of the Shareholders (i)	PAN (ii)	Nos. of shareholder (iii)	No. of fully paid up equity shares held (iv)	Partly paid-up equity shares held (v)	Nos. of shares underlying Depository Receipts (vi)	Total nos. shares held $\text{VII} = \text{IV} + \text{V} + \text{VI}$	Shareholding % calculated as per SCRR, 1957 As a % of (A+B+C2) VIII	Number of Voting Rights held in each class of securities (ix)			No. of Shares Underlying Outstanding convertible securities (including Warrants) (x)	Total shareholding, as a % assuming full conversion of convertible securities (as a percentage of diluted share capital) (xi)	Number of Locked in shares (xii)		Number of Shares pledged or otherwise encumbered (xiii)		Number of equity shares held in dematerialized form (xiv)	
									No of Voting Rights					Total as a % of Total Voting rights	No. (a)	As a % of total Shares held (b)	No. (Not applicable) (a)		As a % of total shares held (Not applicable) (b)
									Class X	Class Y	Total								
1	Institutions		0	0	0	0	0	0	0	0	0	0	0	0	0	0	0	0	0
a	Mutual Funds/		3	3174395	0	0	3174395	13.19	3174395	0	3174395	13.19	0	0					3174395
	RELIANCE CAPITAL TRUSTEE CO. LTD. - A/C RELIANCE TAX SAVER (ELSS) FUND	AAA TR0090B	1	1809721	0	0	1809721	7.52	1809721	0	1809721	7.52	0	0					1809721
	ICICI PRUDENTIAL MULTI-	AAA AI0038F	1	821674	0	0	821674	3.41	821674	0	821674	3.41	0	0					821674




	ASSET FUND																		
	IDFC STERLING VALUE FUND	AAE TS95 56K	1	543000	0	0	543000	2.26	543000	0	543000	2.26	0	2.26	0	0			543000
b	Venture Capital Funds		0	0	0	0	0	0	0	0	0	0	0	0	0	0			0
c	Alternate Investment Funds		1	95000	0	0	95000	0.39	95000	0	95000	0.39	0	0.39	0	0			95000
d	Foreign Venture Capital Investors		0	0	0	0	0	0	0	0	0	0	0	0	0	0			0
e	Foreign Portfolio Investors		8	15117	0	0	15117	0.06	15117	0	15117	0.06	0	0.06	0	0			15117
f	Financial Institutions/ Banks		1	1639	0	0	1639	0.01	1639	0	1639	0.01	0	0.01	0	0			1639
g	Insurance Companies		1	35074	0	0	35074	1.46	35074	0	35074	1.46	0	1.46	0	0			35074
	General Insurance Corporation Of India	AAA CG06 15N	1	35074	0	0	35074	1.46	35074	0	35074	1.46	0	1.46	0	0			35074
h	Provident Funds/ Pension Funds		0	0	0	0	0	0	0	0	0	0	0	0	0	0			0
i	Any Other (specify)		0	0	0	0	0	0	0	0	0	0	0	0	0	0			0
	Sub-Total (B)(1)		14	363689	0	0	363689	15.11	363689	0	363689	15.11	0	15.11	0	0			363689
2	Central		0	0	0	0	0	0	0	0	0	0	0	0	0	0			0



	Government/ State Government(s) )/ President of India																		
	Sub-Total (B)(2)	0	0	0	0	0	0	0	0	0	0	0	0	0	0	0	0	0	0
3	Non- institutions	0	0	0	0	0	0	0	0	0	0	0	0	0	0	0	0	0	0
a	Individuals -	9532	23563	0	0	23563	9.79	23563	0	235	9.79	0	9.79	0	0	0	0	0	2143973
			15			5		15		631									
i	Individual shareholders holding nominal share capital up to Rs. 2 lakhs.	9528	21085	0	0	21085	8.76	21085	0	210	8.76	0	8.76	0	0				1918349
			91			1		91		859									
										1									
ii	Individual shareholders holding nominal share capital in excess of Rs. 2 lakhs.	4	24772	0	0	24772	1.03	24772	0	247	1.03	0	1.03	0	0				225624
			4					4		724									
b	NBFCs registered with RBI	0	0	0	0	0	0	0	0	0	0	0	0	0	0				0
c	Employee Trusts	0	0	0	0	0	0	0	0	0	0	0	0	0	0				0
d	Overseas Depositories (holding DRs) (balancing figure)	0	0	0	0	0	0	0	0	0	0	0	0	0	0				0
e	Any Other (specify)	685	28456	0	0	28456	11.83	28456	0	284	11.83	0	11.83	0	0				2844737
			88			8		88		568									



									8									
Bodies Corporate			155	256960	0	0	256960	10.68	256960	256960	10.68	0	10.68	0	0			2569552
MAHAM HOLDINGS LIMITED	AAA CM21 68G	1	381106	0	0	381106	1.58	381106	381106	1.58	0	1.58	0	0				381106
PADMALAK SHMI HOLDINGS PRIVATE LIMITED	AAA CP16 33M	1	259290	0	0	259290	1.08	259290	259290	1.08	0	1.08	0	0				259290
SUNDHARAMS PRIVATE LIMITED	AAA CS49 49P	1	317616	0	0	317616	1.32	317616	317616	1.32	0	1.32	0	0				317616
ABI SHOWATECH (INDIA) LIMITED	AAB CA81 60B	1	289858	0	0	289858	1.2	289858	289858	1.2	0	1.2	0	0				289858
ICICI SECURITIES LTD CLIENT COLLATERAL ACCOUNT	AAA CI099 6E	1	916592	0	0	916592	3.81	916592	916592	3.81	0	3.81	0	0				916592
REVATHI HOLDINGS PRIVATE LIMITED	AAA CR14 08C	1	270606	0	0	270606	1.12	270606	270606	1.12	0	1.12	0	0				270606
Unclaimed or Suspense or Escrow Account		1	1914	0	0	1914	0.01	1914	1914	0.01	0	0.01	0	0				1914
Clearing member		37	3873	0	0	3873	0.02	3873	3873	0.02	0	0.02	0	0				3873
Director or		2	56266	0	0	56266	0.23	56266	56266	0.23	0	0.23	0	0				56266





Director's Relatives									66									
HUF		245	81309	0	0	81309	0.34	81309	0	81309	0.34	0	0.34	0	0			81308
IEPF		1	30746	0	0	30746	0.13	30746	0	30746	0.13	0	0.13	0	0			30746
Non-Resident Indian (NRI)		243	99081	0	0	99081	0.41	99081	0	99081	0.41	0	0.41	0	0			98181
Trusts		1	2897	0	0	2897	0.01	2897	0	2897	0.01	0	0.01	0	0			2897
Sub-Total (B)(3)		10217	52020	0	0	52020	21.62	52020	0	52020	21.62	0	21.62	0	0			4988710
Total Public Shareholding (B)= (B)(1)+(B)(2)+(B)(3)		10231	88388	0	0	88388	36.73	88388	0	88388	36.73	0	36.73	0	0			8625601



Table IV - Statement showing shareholding pattern of the Non Promoter- Non Public shareholder

Category & Name of the Shareholders (I)	PAN (II)	No. of shares held (III)	No. of fully paid up equity shares held (IV)	Partly paid-up equity shares held (V)	Nos. of shares underlying Depository Receipts (VI)	Total no. shares held (VII = IV+V+VI)	Shareholding % as per SCRR, 1957 (VIII)	Number of Voting Rights held in each class of securities (IX)			No. of Shares Underlying Outstanding convertible securities (including Warrants) (X)	Total shareholding, as a % assuming full conversion of convertible securities (XI)	Number of Locked in shares (XII)		Number of Shares pledged or otherwise encumbered (XIII)		Number of equity shares held in dematerialized form (XIV) (Not Applicable)	
								No of Voting Rights					Total as a % of Total Voting rights	No.	As a % of total Shares held	No. (Not applicable)		As a % of total shares held (Not applicable)
								Class X	Class Y	Total								
1	Custodian/DR Holder	0	0	0	0	0	0	0	0	0	0	0	0	0	0	0	0	
2	Employee Benefit Trust (under SEBI (Share based Employee Benefit) Regulations, 2014)	0	0	0	0	0	0	0	0	0	0	0	0	0	0	0	0	
	Total Non-Promoter-Non Public Shareholding (C)= (C)(1)+(C)(2)	0	0	0	0	0	0	0	0	0	0	0	0	0	0	0	0	



Table V - Statement showing shareholding pattern of the Significant Beneficiary Owner (SBO)

	Name	PAN	Passport No. in case of a foreign national	Nationality	Details of holding/ exercise of right of the SBO in the reporting company, whether direct or indirect*					Date of creation / acquisition of significant beneficial interest
					Shares	Voting rights	Rights on distributable dividend or any other distribution	Exercise of control	Exercise of significant influence	

Table II- Unclaim Details

Details of Shares which remain unclaimed may be given here along with details such as number of shareholders, outstanding shares held in demat/unclaimed suspense account, voting rights which are frozen etc.	
No. of shareholders	No of share held

Table III- Unclaim Details

Details of Shares which remain unclaimed may be given here along with details such as number of shareholders, outstanding shares held in demat/unclaimed suspense account, voting rights which are frozen etc.	
No. of shareholders	No of share held

Table III- Person in Concert

Details of the shareholders acting as persons in Concert including their Shareholding			
Name of shareholder	Name of PAC	No. of share	Holding %

**For WHEELS INDIA LIMITED**

*K. V. Lakshmi*  
**K.V. LAKSHMI**  
 Company Secretary